




ALL IN FOR THE FUTURE

Crash Prevention and Reduction (CPR) – April 25, 2024

Intermodal 101







GARDEN CITY TERMINAL

Berth 9,418 ft (2,871 m) • Area 1,503 acres (608 ha)
STS Container Cranes 34 • Rubber-Tired Gantries 199

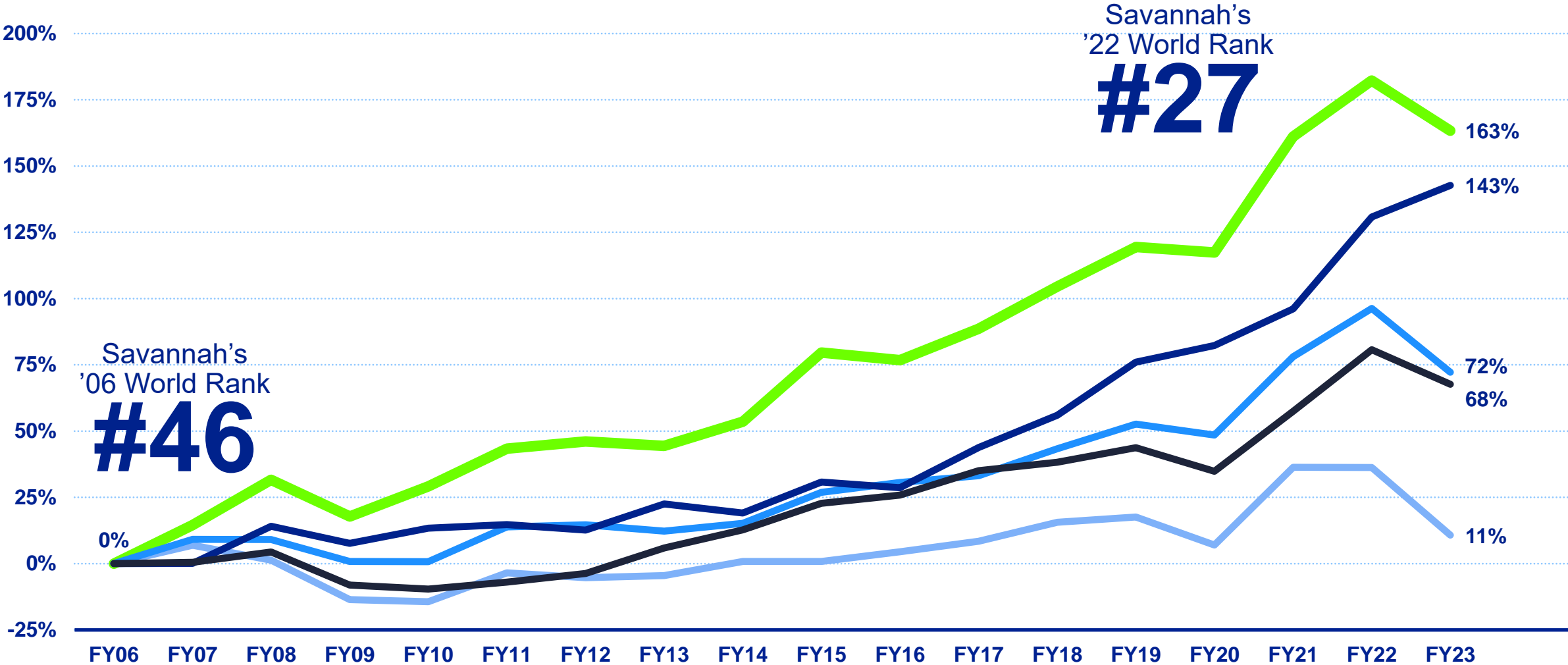




SAVANNAH: 3RD BUSIEST GATEWAY



U.S. CONTAINER GATEWAY GROWTH FY06 through FY23



Savannah's '06 World Rank
#46

Savannah's '22 World Rank
#27



— Savannah — LA/LB — NY/NJ — Houston — Virginia

SOURCE: AAPA, Port Websites, & Alphaliner; based on total container throughput excluding domestic

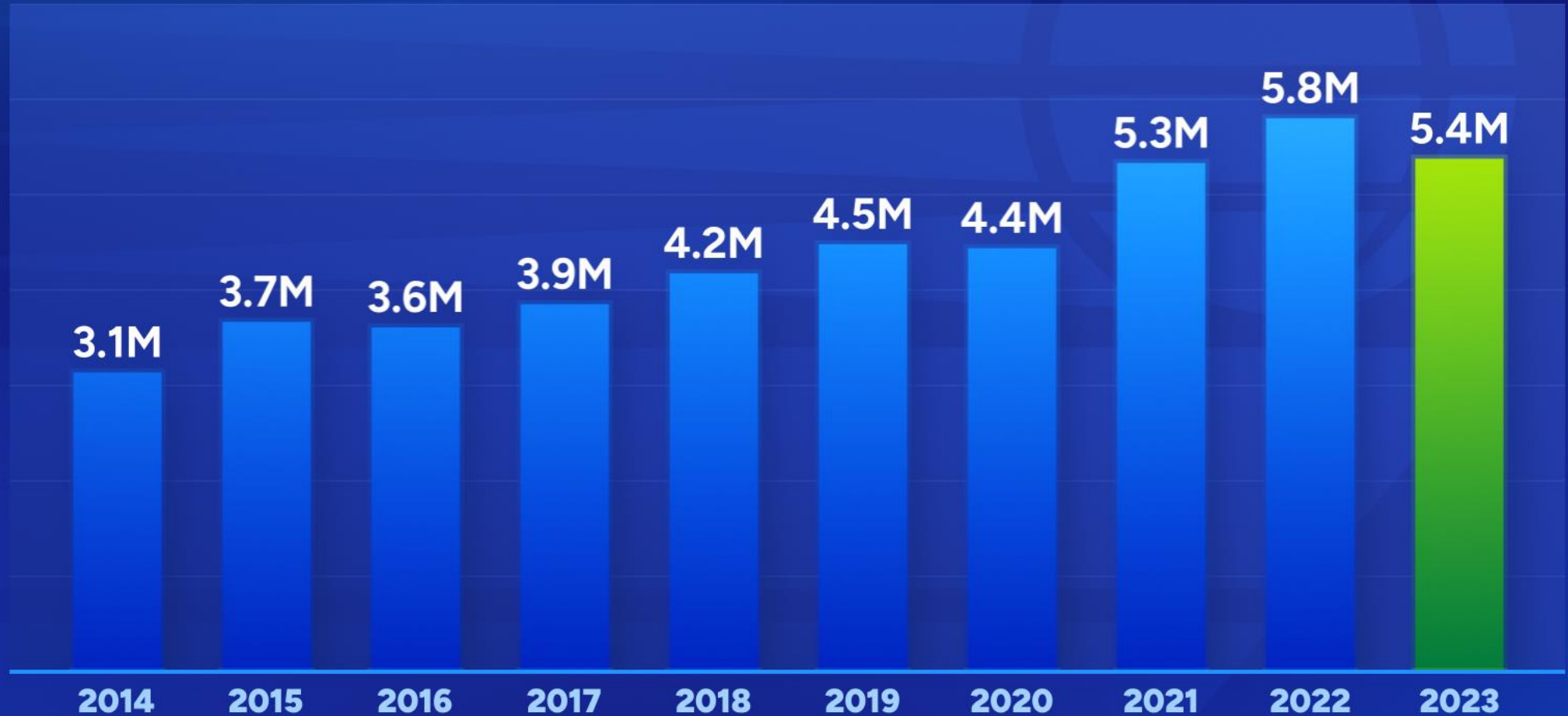
SAVANNAH #3 & Fastest Growing U.S. Container Gateway

PORT GATEWAY	FY2006 TEUs	FY2023 TEUs	'23 vs. '06*	'23 Share**
1. LA/Long Beach	14,894,554	16,493,191	+0.6%	35%
2. NY/New Jersey	4,836,895	8,330,477	+ 3.2%	17%
3. Savannah	2,041,846	5,376,448	+ 5.9%	11%
4. Houston	1,621,697	3,936,210	+ 5.4%	8%
5. Virginia	2,045,065	3,429,654	+ 3.1%	7%
6. Charleston	1,978,808	2,581,375	+ 1.6%	5%
7. Seattle/Tacoma	3,295,254	2,256,075	- 2.2%	5%
8. Miami/Pt Everglades	1,824,615	2,151,626	+ 1.0%	5%
9. Oakland	2,370,871	2,118,482	- 0.7%	4%
10. Maryland	613,283	1,105,289	+ 3.5%	2%
TOP TEN TOTAL	35,522,888	47,778,826	+ 1.8%	100%

GPA CONTAINER THROUGHPUT (TEUs)

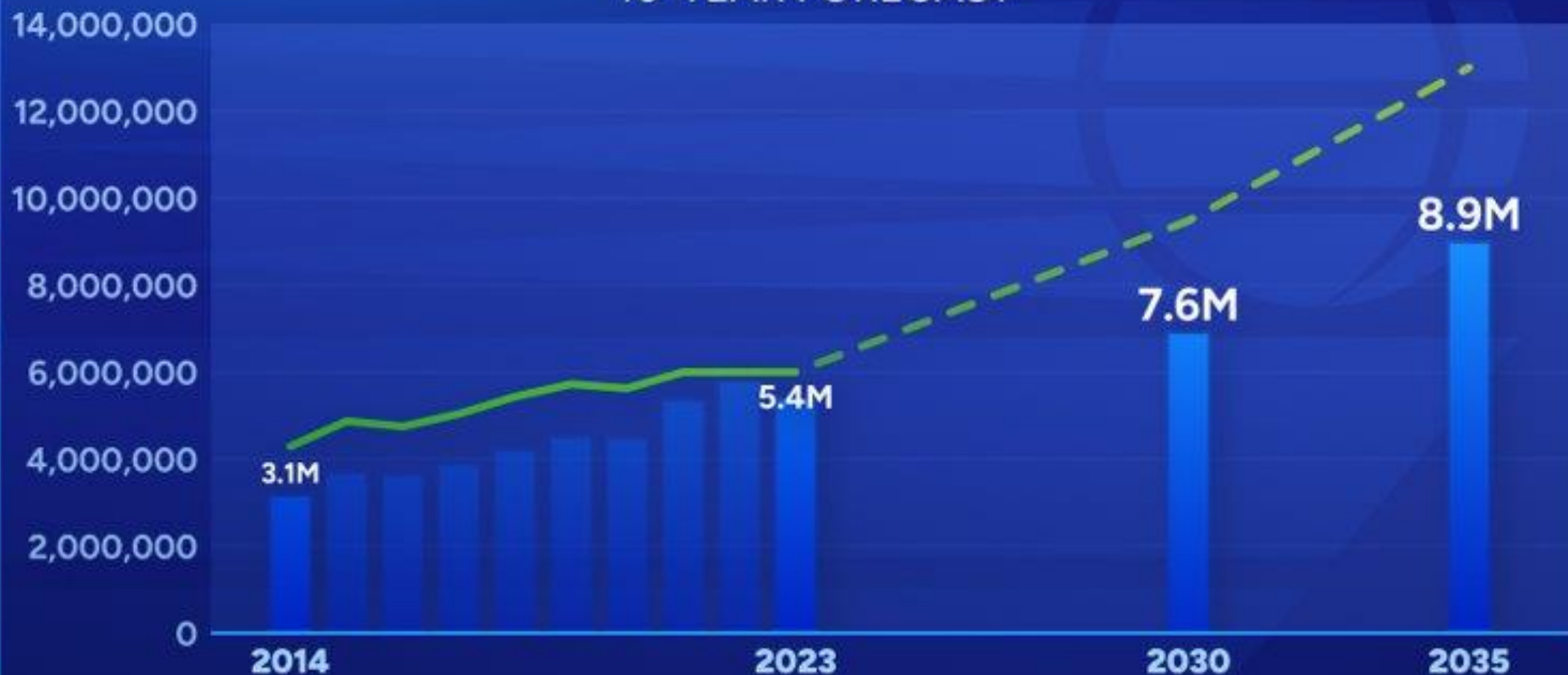
FY2014 - FY2023

MILLIONS TEUs



GPA CONTAINER THROUGHPUT

10-YEAR FORECAST




SOURCE: GPA INTERNAL DATA (EIS)



RECORD INVESTMENT FOR CAPACITY BUILDING

Current: \$1.9B

Next 12 years: \$4.5B

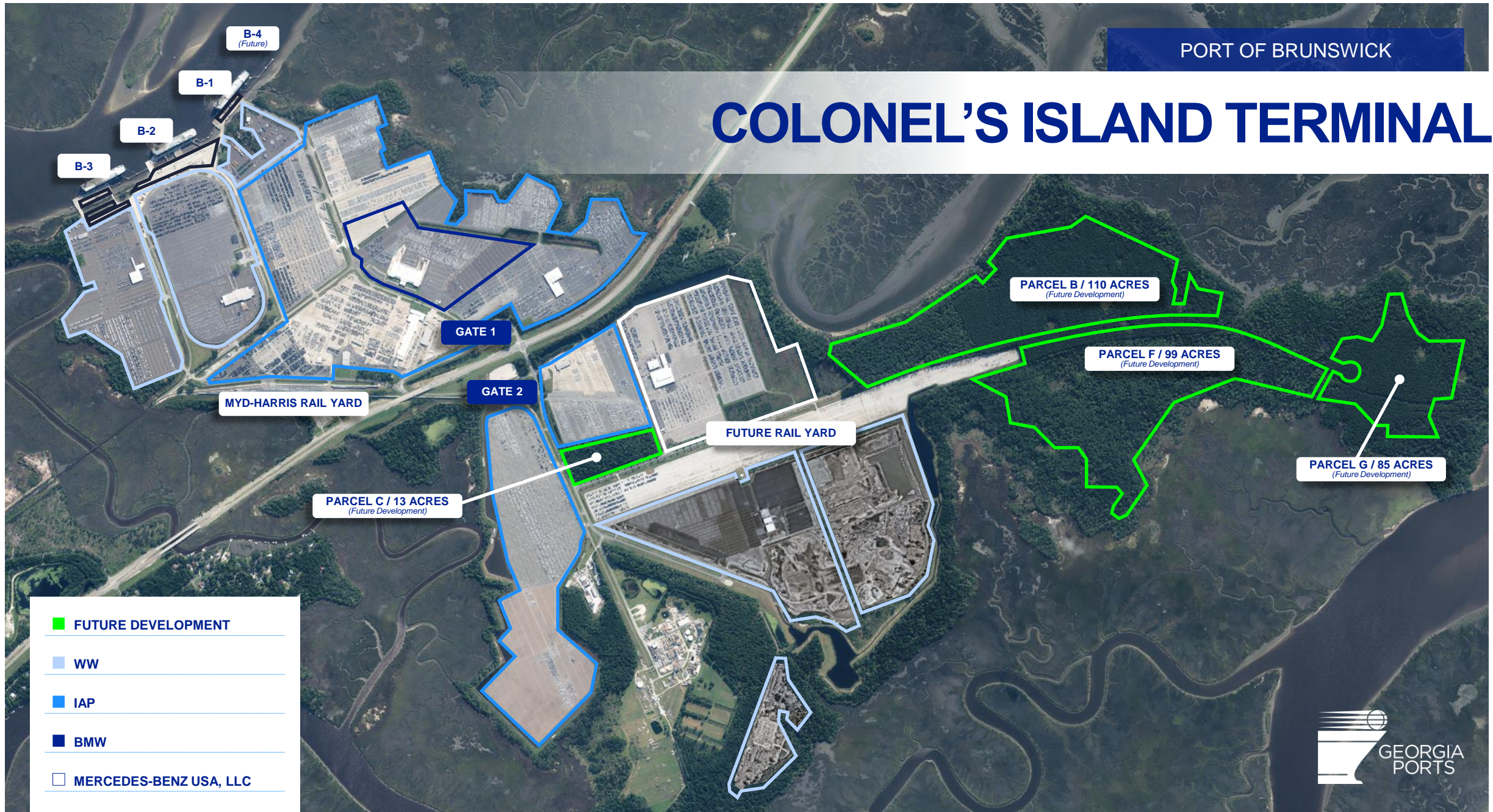


\$262M total investment

The most ever invested in Brunswick



COLONEL'S ISLAND TERMINAL



PORT OF SAVANNAH

OCEAN TERMINAL





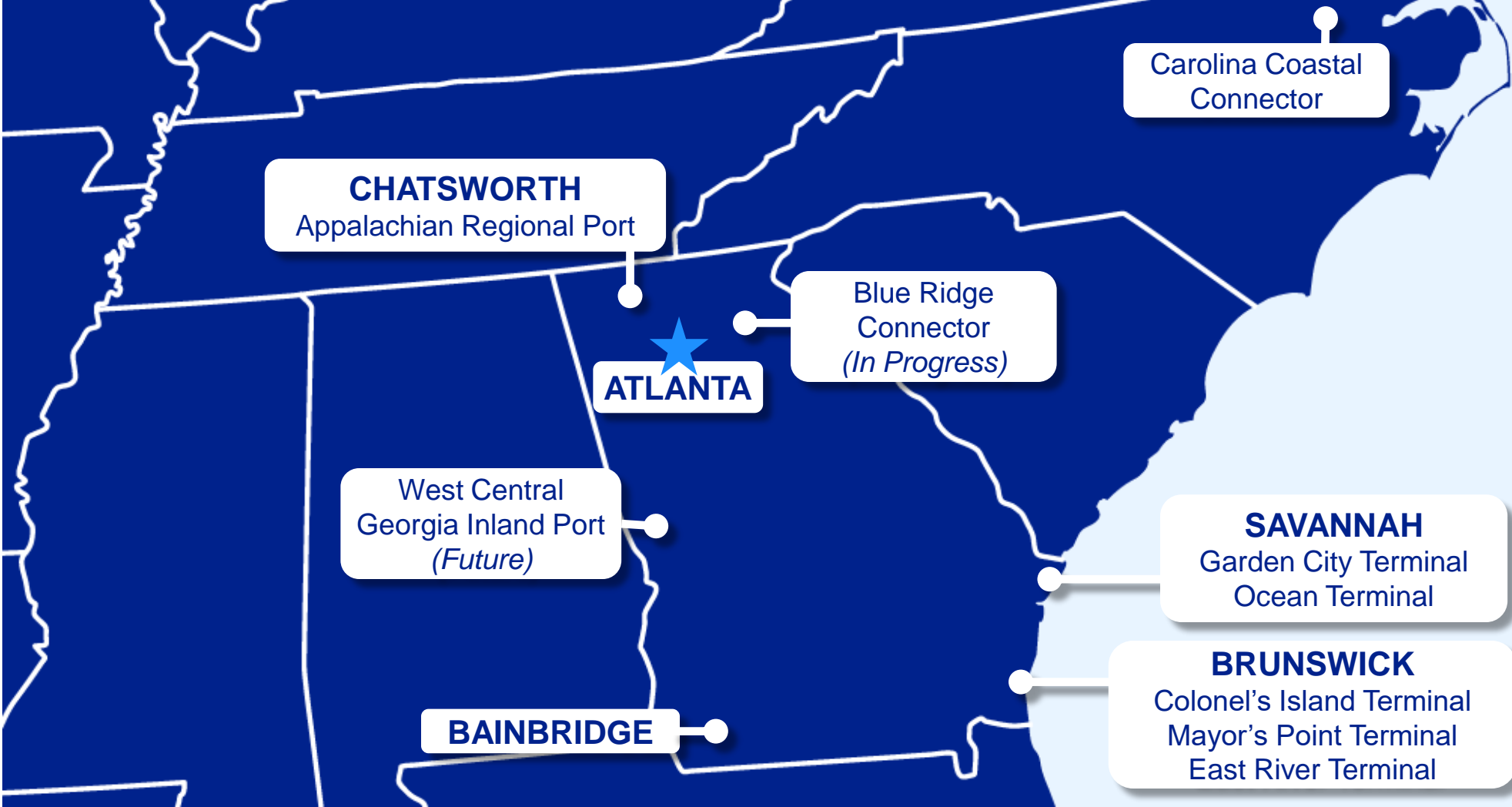
2ND DAY AVAILABILITY

APPALACHIAN REGIONAL PORT

GPA owned & operated • 3 working tracks total 6k ft • 42 acres terminal area
3 rubber-tired gantries • 75k container capacity per year • 7 trains per week



SOUTHEAST REACH Extended



DOMESTIC POPULATION SHIFT

A map of the United States with the Southeastern region highlighted in blue. The highlighted area includes Florida, Georgia, South Carolina, North Carolina, Virginia, West Virginia, Kentucky, Tennessee, Mississippi, Alabama, and Louisiana. A green dot is located in the state of Georgia. The rest of the United States is shown in a light gray color.

+6.5M (9% GROWTH)
SINCE 2012 IN THE SOUTHEAST

SOURCE: U.S. Census Bureau

DOMESTIC POPULATION SHIFT

KEY GPA MARKETS





MASON MEGA RAIL

2 Million TEUs Capacity



SAVANNAH INTERMODAL GATEWAY Population = Cargo



Key Savannah Intermodal Features:

- 20% of U.S. population best served by Garden City Terminal (GCT)

Top 6 rail intermodal markets for GCT:

1. Atlanta, GA
2. Memphis, TN
3. Nashville, TN
4. ARP, GA
5. Charlotte, NC
6. Huntsville, AL

- 45% of U.S. population accessible via intermodal rail service from GCT

Fastest growing intermodal markets:

- Atlanta, GA
- Nashville, TN
- Huntsville, AL
- ARP, GA
- Tampa, FL
- Dallas, TX

SAVANNAH: GATEWAY TO MEMPHIS



HUNTSVILLE TOTAL CONTAINERS

19,284

FYTD, up 29%

55% LOADED IMPORTS

NASHVILLE TOTAL CONTAINERS

63,622

FYTD, up 29%

30% LOADED IMPORTS | 22% LOADED EXPORTS

MEMPHIS TOTAL CONTAINERS

77,746

FYTD, up 19%

14% LOADED IMPORTS | 23% LOADED EXPORTS

THANK YOU

